

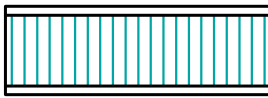
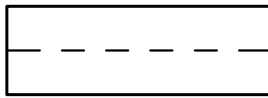



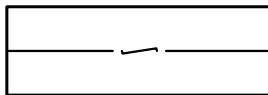






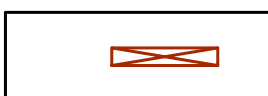



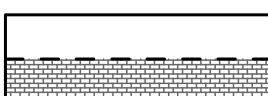

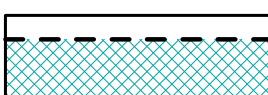

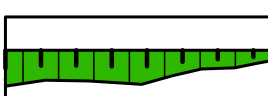


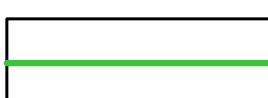


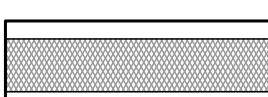
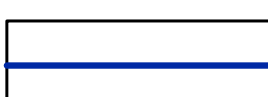


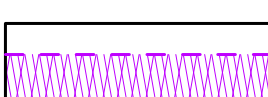



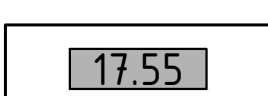




Legenda Arcen Zuid

Verklaring

	Kering glas		Te verwijderen objecten
	Zelfsluitende kering		Werkstrook 5m (buitendijks)
	Asfaltverharding		Werkstrook bestaande dijk
	Onderhoudspad, betongranulaat (0/40, dikte 300mm)		Geleiderail
	Onderhoudspad, betongranulaat afgestrooid en ingezaaid		Damwand 8.50+ N.A.P.
	Gebied binnendijks aanhelen tot 16.20+		Damwand 9.00+ N.A.P.
	Gebied binnendijks aanhelen tot 16.50+		Damwand 9.50+ N.A.P.
	Coupure		Damwand 10.00+ N.A.P.
	Beheerpad langs kering van glas		Damwand 10.50+ N.A.P.
	Bestrating van betonstraatstenen		Damwand 10.60+ N.A.P.
	Obstakelvrije zone		Damwand 10.70+ N.A.P.
	Aansluiting talud op bestaande situatie		Damwand 11.00+ N.A.P.
	Gebied binnendijks aanhelen tot 16.20+		Damwand 11.80+ N.A.P.
	Bestaande kering verwijderen		Damwand 12.00+ N.A.P.
	Bestaande verharding handhaven		Damwand 12.50+ N.A.P.
	Opstelplaats materieel (Waterschap)		Damwand 14.00+ N.A.P.
	Onderhoudsstrook		Damwand 15.30+ N.A.P.
	Keermuur		Grens dijkvak
	Minimale hoogte kering		
	Bestaande hoogte		
	Bestaande dorpelhoogte		

DISCLAIMER:

De hoogten, zoals opgenomen in de tekeningen en dwarsprofielen, zijn de ontwerphoogten. De aanleghoogten zullen hiervan afwijken (zullen hoger zijn).